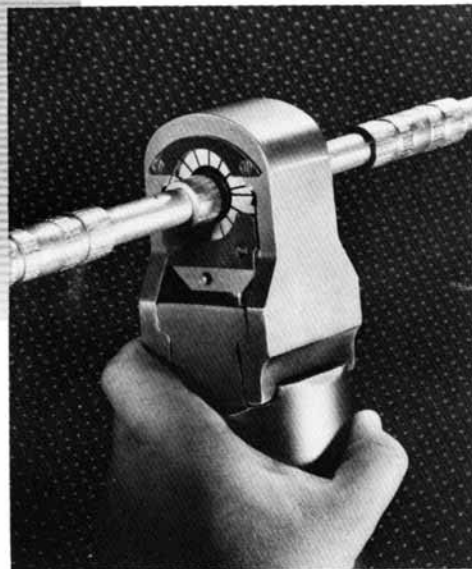




For use with  
Tube-Mac Pyplok<sup>®</sup>  
fittings:  
To join pipe  
quickly, reliably  
and without heat.



## DM Series (NPS, OD and Metric)


Up to 9000 PSI Piping

- Stainless Steel
- Carbon Steel
- CuNi

An easier way  
to connect piping.

# PYPLOK<sup>®</sup> Swage Tooling

These new features are what you asked for.  
Tube-Mac<sup>®</sup> delivers again.



## Big benefits from smaller tools.

- Improves Production by 50%
- Durability Designed In
- One Person Swaging Operation
- Sharply Reduced Maintenance Requirements
- One Year Parts/Labor Warranty\*

\*Tube-Mac<sup>®</sup> warrants this product against defects in material and workmanship for one year from the purchase date, excluding die wear. Tube-Mac<sup>®</sup> shall not be liable for damages or repair arising out of improper use, abuse, or lack of product maintenance.

# PYPLOK® Swage Tooling



## The Tube-Mac Pyplok® Tooling System consists of the following items:

- Tube-Mac Swage Tooling
- 10,000 PSI Hydraulic Power Supply
- Inspection / Marking Gauges

## Swage Tooling

Install Tube-Mac Pyplok® fittings with Tube-Mac Swaging Tools.

The tools are lightweight, portable and activated by 10,000 PSI hydraulic pressure.

Four models are used to install Tube-Mac Pyplok® fitting:

- Model 10 for 1/4" & 6mm gauge line fittings (10 ton capacity)
- Model 40 for small size fittings (40 ton capacity)
- Model 55 for medium size fittings (55 ton capacity)
- Model 70 for larger size fittings (70 ton capacity)

The swage tools are identical in design. The only difference is the force generated by each model.

## Swage Tooling Primary Components

The Tube-Mac Pyplok® swage tooling assembly has four main components:

- Power Unit
- Head Assembly
- Swage Dies
- Die Block Assembly

**CAUTION:** The equipment in this tooling system is subjected to extremely high pressures during swaging. Improper use may result in tool failure or personal injury.

Tube-Mac Pyplok® Swaging equipment should be used only by those who have received factory authorized training and certification in its use.




# PYPLOK® Swage Tooling

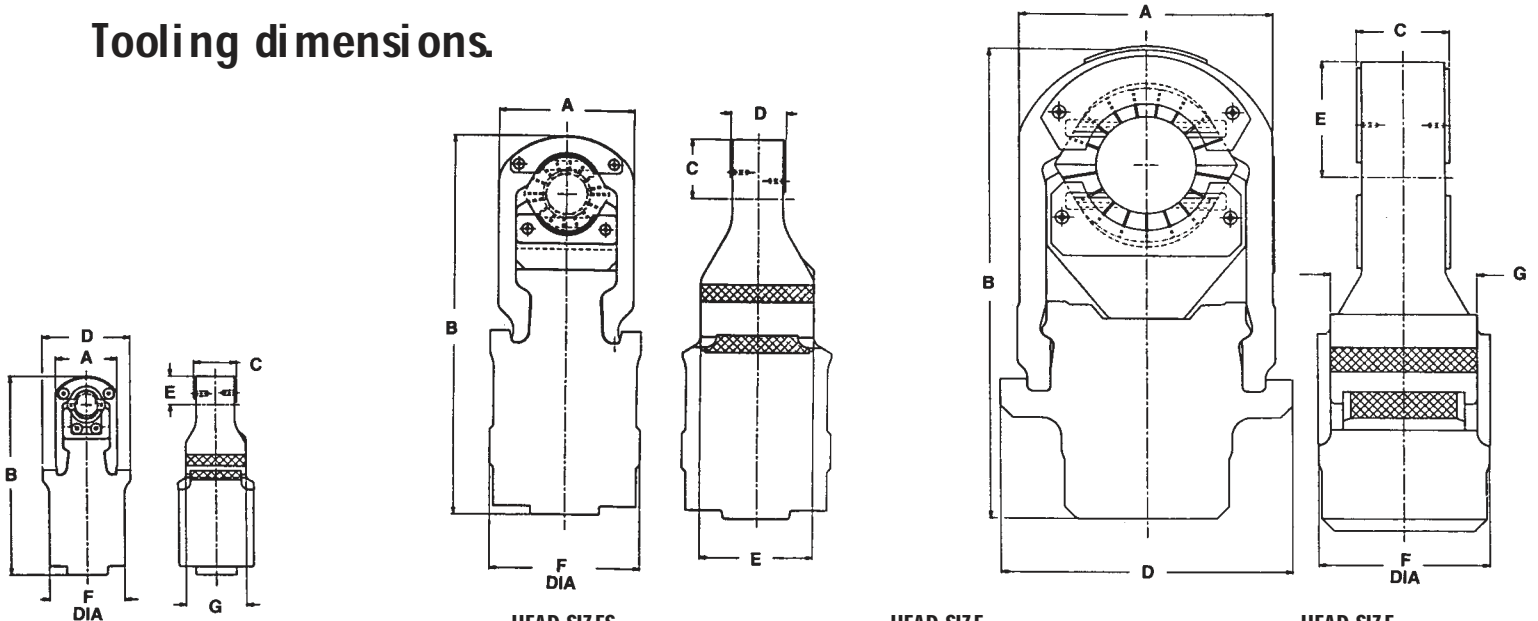
## The tools you need to begin to get rid of costly hot work.

The Tube-Mac Pyplok® pipe connecting system requires a few lightweight, portable installation tools:

1. Marking/Inspection Gauge  
Used for marking insertion depth on pipe and verifying after swage dimensions.
2. Head Assembly  
Attaches to power unit and, when actuated, swages fittings onto pipe.
3. Hose  
10,000 psi Hydraulic Hose. 10 feet long.
4. Power Unit  
Hydraulically actuated swaging tool provides force to a radially swage fittings onto pipe.
5. Pump  
Tube-Mac® series 10,000 psi pumps are the power supply, available in manual, electric, pneumatic and rechargeable electric.



## Tooling dimensions.



### MODEL 10

A	1.33
B	4.38
C	.93
D	1.90
E	.62
F	1.62
G	1.31
NPS	1/4"
METRIC	6 mm

### MODEL 40

	HEAD SIZES		
	H0	H1	H2
A	3.282	2.949	3.491
B	8.400	8.338	8.801
C	1.261	1.189	1.436
D	1.225	1.751	1.811
E	2.500	2.500	2.500
F	3.290	3.290	3.290
NPS	1/4", 3/8"		1/2" 3/4", 1"
O.D.	3/8", 1/2"	5/8", 3/4"	1"
METRIC	8 mm, 10mm, 12mm, 16mm, 20mm		25mm, 30mm


### MODEL 55

	HEAD SIZE
	H1
A	5.19
B	9.80
C	1.91
D	5.99
E	3.56
F	3.50
G	3.00
NPS	1", 1-1/4", 1-1/2"
O.D.	1-1/4", 1-1/2"
METRIC	38mm, 42mm, 50mm

### MODEL 70

	HEAD SIZE
	H1
A	6.68
B	14.63
C	1.71
D	5.89
E	-
F	4.41
G	3.00
NPS	1-1/2", 2"
METRIC	50mm, 56mm, 60mm, 66mm

## Pyplok® Head Assemblies



### DM Series NPS Pipe

SIZE NPS	PART NUMBER
1/4"	DLT40PYHA3804
3/8"	DLT40PYHA3806
1/2"	DLT40PYHA3808
3/4"	DLT40PYHA3812
1"	DLT40PYHA3816/ DLT55PYHA3816
1-1/4"	DLT55PYHA3820/ DLT70PYHA3820
1-1/2"	DLT55PYHA3824/ DLT70PYHA3824
2"	DLT70PYHA3832

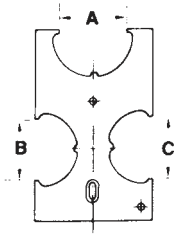

### DM Series O.D. Tube

SIZE OD	PART NUMBER
1/4"	DLT10PYHA3704
3/8"	DLT40PYHA3706
1/2"	DLT40PYHA3708
5/8"	DLT40PYHA3710
3/4"	DLT40PYHA3712
1"	DLT40PYHA3716
1-1/4"	DLT55PYHA3720
1-1/2"	DLT55PYHA3724
2"	DLT55PYHA3732

### DM Series Metric Tube

SIZE MM	PART NUMBER
6	DLT10PYHA3906
8	DLT40PYHA3908
10	DLT40PYHA3910
12	DLT40PYHA3912
16	DLT40PYHA3916
20	DLT40PYHA3920
25	DLT40PYHA3925
30	DLT40PYHA3930
38	DLT55PYHA3938
42	DLT55PYHA3942
50	DLT55PYHA3820/ DLT70PYHA3820
56	DLT70PYHA3956
60	DLT70PYHA3832
66	DLT70PYHA3966

## Pyplok<sup>®</sup> Inspection/Marking Gauges



### DM Inspection/ Marking Gauge (NPS Pipe)

PART NUMBER	SIZE NPS	A ± .001	B ± .001	C ± .001
DLT40PYIG3804	1/4"	.742	.555	.525
DLT40PYIG3806	3/8"	.927	.690	.660
DLT40PYIG3808	1/2"	1.134	.855	.825
DLT40PYIG3812	3/4"	1.397	1.065	1.035
DLT40PYIG3816	1"	1.728	1.330	1.300
DLT55PYIG3820	1-1/4"	2.191	1.675	1.645
DLT55PYIG3824	1-1/2"	2.495	1.915	1.885
DLT70PYIG3832	2"	2.439	2.405	2.345

### DM Inspection/ Marking Gauge (O.D. Tube)

PART NUMBER	SIZE O.D.	A ± .001	B ± .001	C ± .001
DLT10PYIG3704	1/4"	.368	.255	.245
DLT40PYIG3706	3/8"	.508	.380	.370
DLT40PYIG3708	1/2"	.699	.510	.490
DLT40PYIG3710	5/8"	.871	.635	.615
DLT40PYIG3712	3/4"	1.029	.760	.740
DLT40PYIG3716	1"	1.365	1.010	.990
DLT55PYIG3720	1-1/4"	1.657	1.260	1.240
DLT55PYIG3724	1-1/2"	1.990	1.510	1.490
DLT55PYIG3732	2"	2.495	2.010	1.990

### DM Inspection/ Marking Gauge (Metric) \* Note: Dimensions in mm.

PART NUMBER	SIZE O.D.	A ± .04	B ± .04	C ± .04
DLT10PYIG3906	6	8.74	6.25	5.74
DLT40PYIG3908	8	10.95	8.25	7.75
DLT40PYIG3910	10	13.46	10.26	9.75
DLT40PYIG3912	12	16.79	12.24	11.73
DLT40PYIG3916	16	21.59	16.26	15.75
DLT40PYIG3920	20	26.39	20.24	19.76
DLT40PYIG3925	25	32.66	25.25	24.74
DLT40PYIG3930	30	39.91	30.25	29.74
DLT55PYIG3938	38	48.79	38.25	37.74
DLT55PYIG3820	42	61.21	44.25	43.74
DLT55PYIG3824	50	63.37	50.25	49.74
DLT70PYIG3956	56	70.25	56.08	55.27
DLT70PYIG3832	60	74.65	60.25	59.56
DLT70PYIG3966	66	83.79	66.07	65.25

## Pyplok® Power Units



### DM Series (NPS Pipe)

For Installation of fittings:	Power Unit
1/4" - 1" NPS	DLT40MAPW0000
1" - 1-1/2" NPS	DLT55MAPW0000
1-1/4" - 2" NPS	DLT70MAPW0000

### DM Series (O.D. Tube)

For Installation of fittings:	Power Unit
1/4" OD	DLT10MAPW0000
3/8" OD - 1" OD	DLT40MAPW0000
1-1/4" OD - 2" OD	DLT55MAPW0000

### DM Series (Metric)

For Installation of fittings:	Power Unit
6mm	DLT10MAPW0000
8mm - 30mm	DLT40MAPW0000
38mm - 50mm	DLT55MAPW0000
50mm, 60mm, 56mm, 66mm	DLT70MAPW0000

# PYPLOK® Swage Tooling

## 10,000 PSI hydraulic Power Supplies

Four, fully portable types of pumps can be used to actuate the Tube-Mac Pyplok® Tools. All pumps come with a male disconnect - to ease connection, and a pressure gauge - to ensure that the output pressure is accurate.



### Pneumatic Pump (PA9 Series)

- Pump Operation and Maintenance Manual (SOP6-00-10) included
- Operates with 65 to 100 PSI shop air with an output pressure of 10,000-PSI
- Foot pedal mounted on top, 10-foot hydraulic hose
- Weight 15lbs/7kgs



### Manual Hand Pump (PI9L Series)

- Pump Operation and Maintenance Manual (SOP604-005) included
- Provides 10,000-PSI output pressure for tool activation
- Supplied with a 10-foot hydraulic hose
- Weight 5lbs/3kgs



### 24 V. Battery pack Electric Pump

*Not Supplied with Intrinsically Safe Enclosure*

- Provides 10,000-PSI output pressure for tool activation
- Remote control switch
- Supplied with a 10-foot hydraulic hose, 10-foot remote control and back pack carrying straps
- Weight 18lbs/8kgs



### 110V - Electric Pump (Pre-nut Series)

*Not Supplied with Intrinsically Safe Enclosure*

- Plugs directly into 110V AC Power supply
- Includes a remote control switch
- 5/8 HP universal electric motor (50/60 cycle)
- Remote hand control with 10-foot cord
- Provides 10,000 psi output
- Weight 28lbs/12kgs



## Packaged for easy portability and storage

The Tube-Mac Pyplok<sup>®</sup> pipe connecting system requires a few lightweight, portable installation tools:

## O.D. TUBE

### Installs DM Series Instrumentation Fittings, 1/4" O.D. Tube

Contents	Part Number
Power Unit, Mbdel 10	DLT10MAPW00000
Head Assembly: 1/4" OD.	DLT10PYHA3704
Inspection Gauge: 1/4" OD.	DLT10PYI G3704

### Installs O.D. DM Series Fittings, 3/8" to 1" O.D.

Contents	Part Number
Power Unit Mbdel 40	DLT40MAPW0000
Head Assembly: 3/8"	DLT40PYHA3706
1/2"	DLT40PYHA3708
5/8"	DLT40PYHA3710
3/4"	DLT40PYHA3712
1"	DLT40PYHA3716
Inspection Gauge: 3/8"	DLT40PYI G3706
1/2"	DLT40PYI G3708
5/8"	DLT40PYI G3710
3/4"	DLT40PYI G3712
1"	DLT40PYI G3716

### Install O.D. DM Series, 1-1/4" & 2"

Contents	Part Number
Power Unit Mbdel 55	DLT55MAPW0000
Head Assembly: 1-1/4"	DLT55PYHA3720
1-1/2"	DLT55PYHA3724
2"	DLT55PYHA3732
Inspection Gauge: 1-1/4"	DLT55PYI G3720
1-1/2"	DLT55PYI G3724
2"	DLT55PYI G3732

## NPS PIPE

### Installs DM Series Fittings, 1/4" to 1" NPS

Contents	Part Number
Power Unit, Mbdel 40	DLT40MAPW0000
Head Assembly: 1/4"	DLT40PYHA3804
3/8"	DLT40PYHA3806
1/2"	DLT40PYHA3808
3/4"	DLT40PYHA3812
1"	DLT40PYHA3816
Inspection Gauge: 1/4"	DLT40PYI G3804
3/8"	DLT40PYI G3806
1/2"	DLT40PYI G3808
3/4"	DLT40PYI G3812
1"	DLT40PYI G3816

### Install DM Series Fittings, 1" to 1-1/2" NPS

Contents	Part Number
Power Unit Mbdel 55	DLT55MAPW0000
Head Assembly: 1"	DLT55PYHA3816
1-1/4"	DLT55PYHA3820
1-1/2"	DLT55PYHA3824
Inspection Gauge: 1"	DLT40PYI G3816
1-1/4"	DLT55PYI G3820
1-1/2"	DLT55PYI G3824

### Installs DM Series Fittings, 1-1/2" & 2" NPS

Contents	Part Number
Power Unit Mbdel 70	DLT70MAPW0000
Head Assembly: 1-1/2"	DLT70PYHA3824
2"	DLT70PYHA3832
Inspection Gauge: 1-1/2"	DLT70PYI G3824
2"	DLT70PYI G3832



## METRIC

### Installs DM Metric Series Instrumentation Fittings, 6mm

Contents	Part Number
Power Unit, Mdel 10 . . . . .	DLT10MAPW00000
Head Assembly: 6mm . . . . .	DLT10PYHA 3704
Inspection Gauge: 6mm . . . . .	DLT10PYI G3906

### Installs DM Metric Series, 8mm to 30mm

Contents	Part Number
Power Unit, Mdel 40 . . . . .	DLT40MAPW00000
Head Assembly: 8mm . . . . .	DLT40PYHA 3908
10mm . . . . .	DLT40PYHA 3910
12mm . . . . .	DLT40PYHA 3912
16mm . . . . .	DLT40PYHA 3916
20mm . . . . .	DLT40PYHA 3920
25mm . . . . .	DLT40PYHA 3925
30mm . . . . .	DLT40PYHA 3930
Inspection Gauge: 8mm . . . . .	DLT40PYI G3908
10mm . . . . .	DLT40PYI G3910
12mm . . . . .	DLT40PYI G3912
20mm . . . . .	DLT40PYI G3916
25mm . . . . .	DLT40PYI G3925
30mm . . . . .	DLT40PYHA 3930

### Install Metric DM Series, 38mm to 50mm

Contents	Part Number
Power Unit Mdel 55 . . . . .	DLT55MAPW00000
Head Assembly: 38mm . . . . .	DLT55PYHA 3938
42mm . . . . .	DLT55PYHA 3820
50mm . . . . .	DLT55PYHA 3824
Inspection Gauge: 38mm . . . . .	DLT55PYI G3938
42mm . . . . .	DLT55PYI G3820
50mm . . . . .	DLT55PYI G3824

### Installs Metric DM Series Fittings, 50mm to 66mm

Contents	Part Number
Power Unit, Mdel 70 . . . . .	DLT70MAPW00000
Head Assembly: 50mm . . . . .	DLT70PYHA 3824
56mm . . . . .	DLT70PYHA 3956
60mm . . . . .	DLT70PYHA 3832
66mm . . . . .	DLT70PYHA 3966
Inspection Gauge: 50mm . . . . .	DLT70PYI G3824
56mm . . . . .	DLT70PYI G3956
60mm . . . . .	DLT70PYI G3832
66mm . . . . .	DLT70PYI G3960

